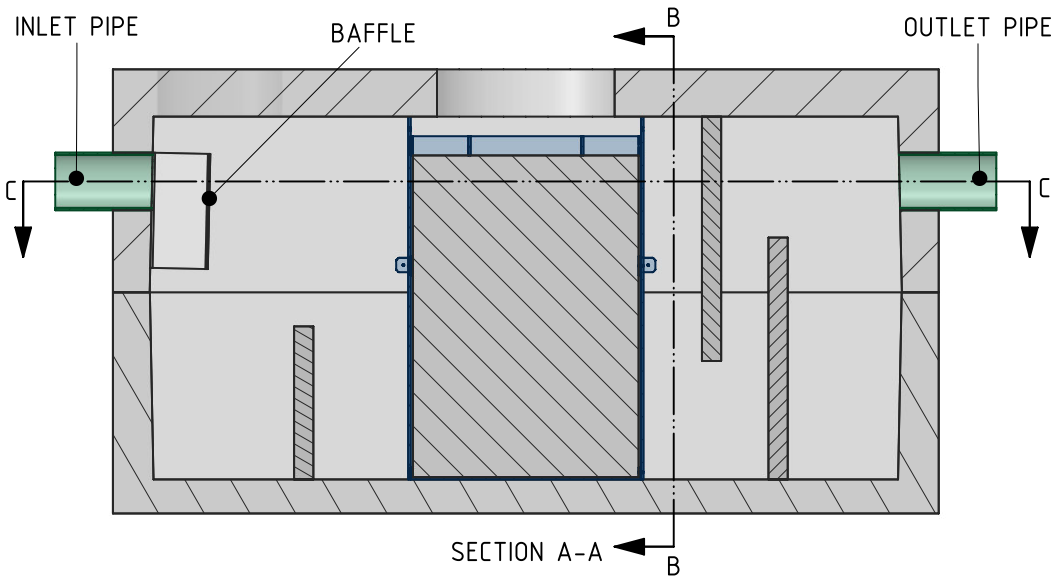
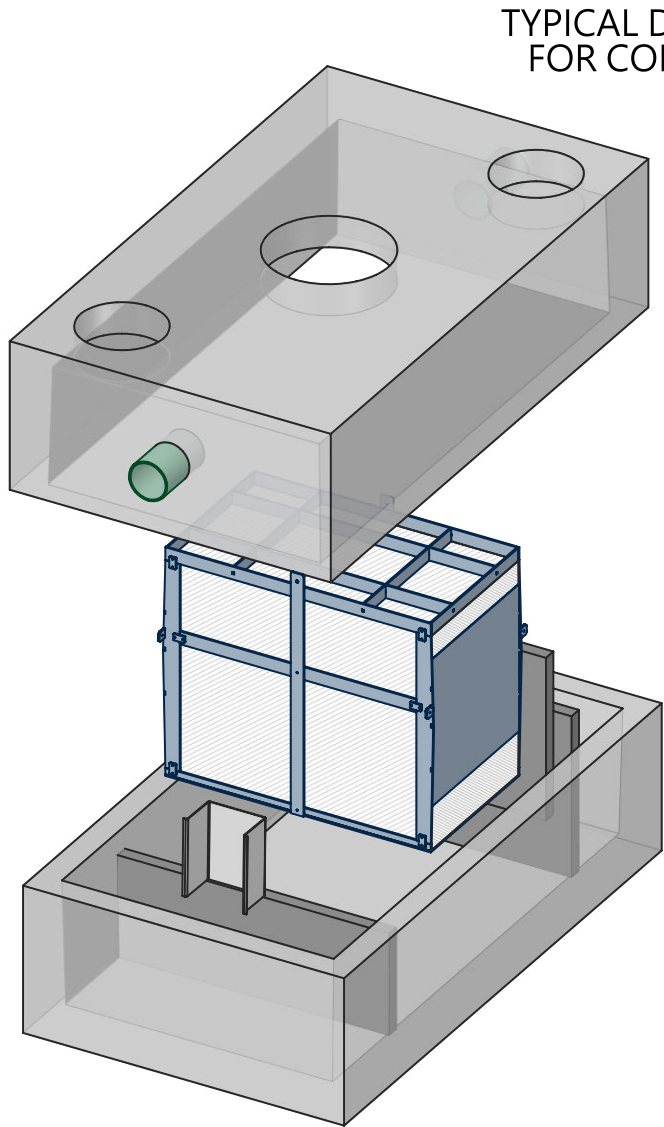


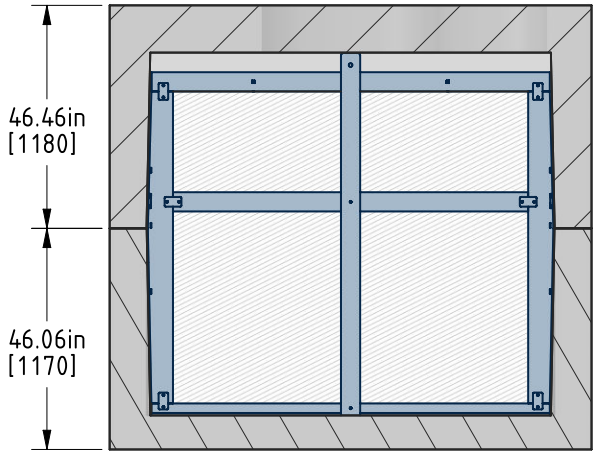
SECTION C-C



SECTION A-A



SCALE 1:52



SECTION B-B

TYPICAL DRAWING NOT FOR CONSTRUCTION

NOTES:

Tank and Concrete lid manufactured for H2O loading.

Oil Capacity: @ 610mm depth -2650 liters

Max recommended pipe size: 450mm

Design Parameters:
Temp. 3 C Oil S.G. 0.85
Influent Concrete. 100 mg/l
Effluent Concrete. <10 mg/l
Max Flow 8mm Plates 49 l/s

Lifting device type to be confirmed upon order. Supplied by others.

Checker Plate covers give better access for maintenance.
Designed for occasional low speed (<10 km/h) traffic load.

Contact RWM for further details.

	PIPE SIZE	PIPE TYPE	INVERT
INLET			
OUTLET			
RIM ELEVATION			

Weights	
VAULT BASE	10394KG
VAULT COVER	10762KG

PROPRIETARY AND CONFIDENTIAL

THE INFORMATION CONTAINED IN THIS DRAWING IS THE SOLE PROPERTY OF RAINWATER MGNT. ANY REPRODUCTION IN PART OR AS A WHOLE WITHOUT THE WRITTEN PERMISSION OF RAINWATER MGNT. IS PROHIBITED.



CONTRACTOR:

PROJECT:

LOCATION:

MODEL NAME:
RWM CPS TYPE 4212-8mm

DRAWN:

DATE CREATED:

LAST REVISION:

SCALE: